

honors
(not AP®)

The Laws of Sines & Cosines

Unit: Mathematics

NGSS Standards/MA Curriculum Frameworks (2016): N/A

AP® Physics 1 Learning Objectives/Essential Knowledge (2024): N/A

Mastery Objective(s): (Students will be able to...)

- Use the law of sines to find the missing side or angle in a non-right triangle.
- Use the law of cosines to find the missing side in a non-right triangle.

Success Criteria:

- Sides and angles are correctly identified (opposite, adjacent, hypotenuse).
- Correct equation/law is chosen based on the relationship between the sides and angles.

Language Objectives:

- Describe the relationships between the sides and angles of a right triangle.

Tier 2 Vocabulary: opposite, adjacent

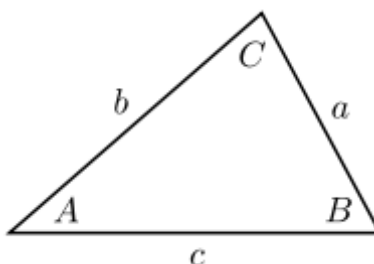
Notes:

The Law of Sines and the Law of Cosines are often needed to calculate distances or angles in physics problems that involve non-right triangles. ***Trigonometry involving non-right triangles is beyond the scope of this course.***

Any triangle has three degrees of freedom, which means it is necessary to specify a minimum of three pieces of information in order to describe the triangle fully.

The law of sines and the law of cosines each relate four quantities, meaning that if three of the quantities are specified, the fourth can be calculated.

Consider the following triangle ABC , with sides a , b , and c , and angles A , B , and C . Angle A has its vertex at point A , and side a is opposite vertex A (and hence is also opposite angle A).



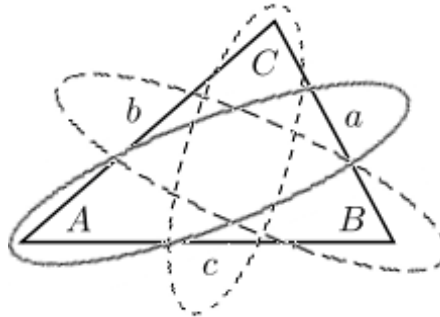
Use this space for summary and/or additional notes:

honors
(not AP®)

The Law of Sines

The law of sines states that, for any triangle:

$$\frac{a}{\sin A} = \frac{b}{\sin B} = \frac{c}{\sin C}$$



The four quantities related by the law of sines are two sides and their opposite angles. This means that in order to the law of sines, you need to know one angle and the length of the opposite side, plus any other side or any other angle. From this information, you can find the unknown side or angle, and from there you can work your way around the triangle and calculate every side and every angle.

Use this space for summary and/or additional notes:

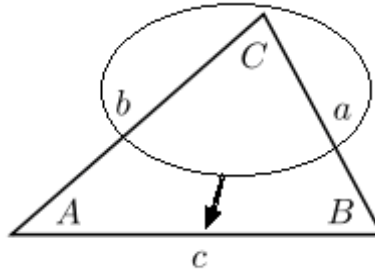
*honors
(not AP®)*

The Law of Cosines

The law of cosines states that, for any triangle:

$$c^2 = a^2 + b^2 - 2ab\cos C$$

You can use the law of cosines to find any angle or the length of the third side of a triangle as long as you know any two sides and the included angle:



You can also use the law of cosines to find one of the angles if you know the lengths of all three sides.

Remember that which sides and angles you choose to be a , b and c , and A , B and C are arbitrary. This means you can switch the labels around to fit your situation, as long as angle C is opposite side c and so on. Thus the law of cosines can also be written:

$$a^2 = b^2 + c^2 - 2bc\cos A$$

$$b^2 = a^2 + c^2 - 2ac\cos B$$

Notice that the Pythagorean Theorem is simply the law of cosines in the special case where $C = 90^\circ$ (because $\cos 90^\circ = 0$).

The law of cosines is algebraically less convenient than the law of sines, so a good strategy would be to use the law of sines whenever possible, reserving the law of cosines for situations when it is not possible to use the law of sines.

Use this space for summary and/or additional notes: