

Electric Fields

Unit: Electric Force, Field & Potential

MA Curriculum Frameworks (2016): HS-PS3-1, HS-PS3-2, HS-PS3-5

AP[®] Physics 2 Learning Objectives: 2.C.1.1, 2.C.1.2, 2.C.2.1, 2.C.3.1, 2.C.4.1, 2.C.4.2, 2.C.5.1, 2.C.5.2, 2.C.5.3, 3.A.3.4

Mastery Objective(s): (Students will be able to...)

- Sketch electric field lines and vectors around charged particles or objects.
- Solve problems involving the forces on a charge due to an electric field.

Success Criteria:

- Sketches show arrows pointing from positive charges to negative charges.
- Variables are correctly identified and substituted correctly into the correct part of the correct equation.
- Algebra is correct and rounding to appropriate number of significant figures is reasonable.

Language Objectives:

- Explain how the electric force on a charged particle changes as you get closer to or farther away from another charged object.

Tier 2 Vocabulary: charge, field

Labs, Activities & Demonstrations:

- students holding copper pipe in one hand and zinc-coated steel pipe in other—measure with voltmeter. (Can chain students together.)

Notes:

force field: a region in which an object experiences a force because of some intrinsic property of the object that enables the force to act on it. Force fields are vectors, which means they have both a magnitude and a direction.

electric field (\vec{E}): an electrically charged region (force field) that exerts a force on any charged particle within the region.

An electric field applies a force to an object based on its electrical charge.

$\vec{F}_e = q\vec{E}$, where \vec{E} represents the magnitude and direction of the electric field.

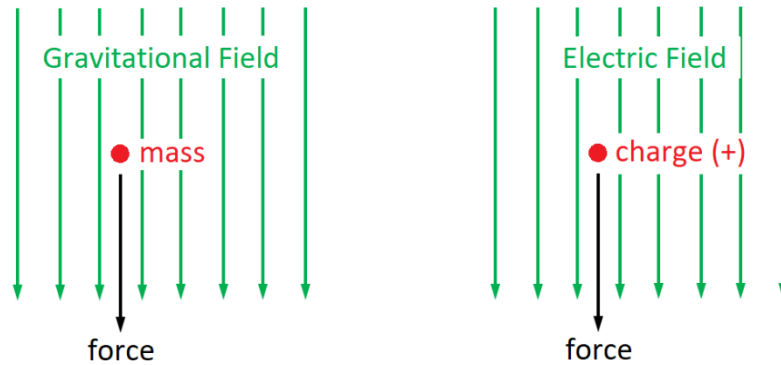
Use this space for summary and/or additional notes:

Because gravity is a familiar concept, it is useful to use gravitational fields as a way to explain force fields, and thus electric fields.

Recall that a gravitational field applies a force to an object based on its mass.

$\vec{F}_g = m\vec{g}$, where \vec{g} represents the magnitude and direction of the gravitational field.

Just as a gravitational field applies a force to an object that has mass, an electric field applies a force to an object that has charge:



A key difference between the two situations is that there are two kinds of charges—positive and negative—whereas there is only one kind of mass.

The force on an object with mass is always in the direction of the gravitational field. However, the direction of the force on an object with charge depends on whether the charge is positive or negative. *The force on an object with **positive charge** is in the **same direction** as the electric field; the force on an object with **negative charge** is always in the **opposite direction** from the electric field.*

For any force field, the amount of force is the amount of the quantity that the field acts on times the strength of the field:

$$\begin{array}{ccccc}
 \vec{F}_g & = & m & & \vec{g} \\
 \uparrow & & \uparrow & & \uparrow \\
 \text{force} & & \text{amount} & & \text{strength} \\
 & & \text{of quantity} & & \text{of field} \\
 & & \text{that the} & & \\
 & & \text{field acts on} & & \\
 \downarrow & & \downarrow & & \downarrow \\
 \vec{F}_e & = & q & & \vec{E}
 \end{array}$$

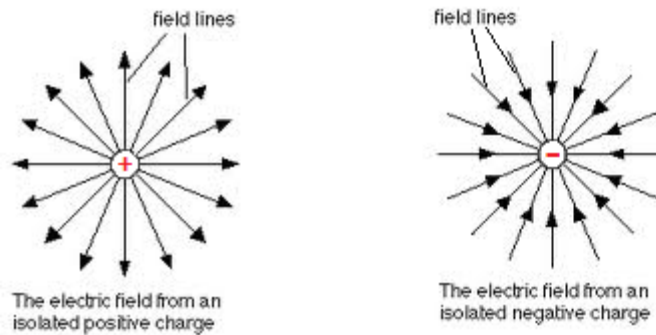
Use this space for summary and/or additional notes:

field lines: lines with arrows that show the direction of an electric field. In the above diagrams, the arrows are the field lines.

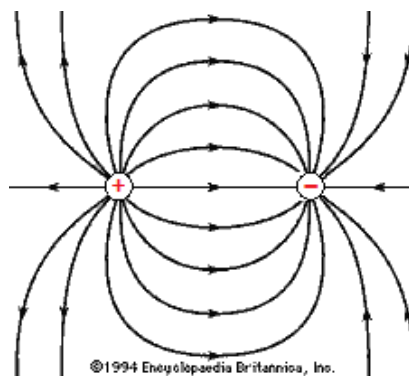
Field lines are lines that show the directions of force on an object. As described above, for an electric field, the object is assumed to be a positively-charged particle. This means that *the direction of the electric field is from positive to negative*. This means that field lines go outward in all directions from a positively-charged particle, and inward from all directions toward a negatively-charged particle.

This means that a positively-charged particle (such as a proton) would move in the direction of the arrows, and a negatively charged particle (such as an electron) would move in the opposite direction.

The simplest electric field is the region around a single charged particle:



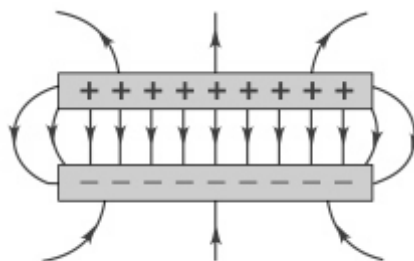
If a positive and a negative charge are near each other, the field lines go from the positive charge toward the negative charge:



Use this space for summary and/or additional notes:

(Note that even though this is a two-dimensional drawing, the field itself is three-dimensional. Some field lines come out of the paper from the positive charge and go into the paper toward the negative charge, and some go behind the paper from the positive charge and come back into the paper from behind toward the negative charge.)

In the case of two charged plates (flat surfaces), the field lines would look like the following:



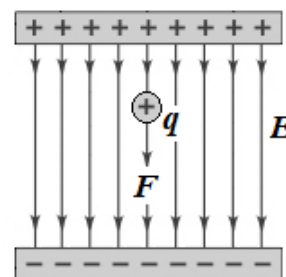
Copyright © Addison Wesley Longman, Inc.

Electric Field Strength

We can measure the strength of an electric field by placing a particle with a positive charge (q) in the field and measuring the force (\vec{F}) on the particle.

Coulomb's Law tells us that the force on the charge is due to the charges from the electric field:

$$F_e = \frac{kq_1q_2}{r^2}$$



If the plates have equal charge densities, the repulsive force from the like-charged plate decreases as the particle moves away from it, but the attractive force from the oppositely-charged plate increases by the same amount as the particle moves toward it.

This means that if the positive and negative charges on the two surfaces that make the electric field have equal charge densities, *the force is the same everywhere in between the two surfaces*. The force on the particle is related only to the strength of the electric field and the charge of the particle.

This results in the equation that defines the electric field (\vec{E}) as the force between the electric field and our particle, divided by the charge of our particle:

$$\vec{E} = \frac{\vec{F}}{q} \quad \text{or} \quad \vec{F} = q\vec{E}$$

Use this space for summary and/or additional notes:

Work Done on a Charge by an Electric Field

Recall that work is the dot product of force and displacement:

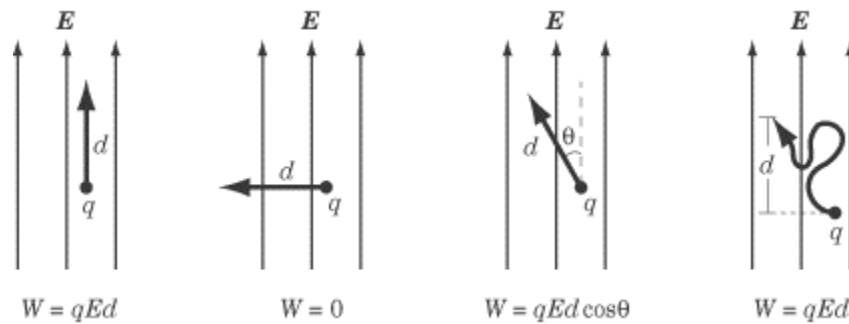
$$W = \vec{F} \cdot \vec{d} = Fd \cos \theta$$

Because $W = \Delta U$, the potential energy of an electric field is the work that it is able to do. This means:

$$U_e = \vec{F}_e \cdot \vec{d} = \frac{kq_1q_2}{r^2} \cdot r = \frac{kq_1q_2}{r}$$

Because $\vec{F} = q\vec{E}$, we can substitute:

$$W = \vec{F} \cdot \vec{d} = q\vec{E} \cdot \vec{d} = qEd \cos \theta$$



Use this space for summary and/or additional notes:

Electric Potential

Recall from the work-energy theorem that work equals a change in energy. Because an electric field can do work on a charged particle, an electric field must therefore apply energy to the particle.

electric potential (V): the electric potential energy of a charged particle in an electric field.



Electric potential is measured in volts (V).

$$1 \text{ V} \equiv 1 \frac{\text{N}\cdot\text{m}}{\text{C}} \equiv 1 \frac{\text{J}}{\text{C}}$$

Electric potential is analogous to gravitational potential energy. In a gravitational field, a particle has gravitational potential energy because gravity can make it move. In an electric field, a particle has electric potential (energy) because the electric field can make it move.

For example, if we had a 1 kg mass and we placed it at a height of 4 m above the ground, its gravitational potential would be $U_g = mgh = (1)(10)(4) = 40 \text{ J}$.

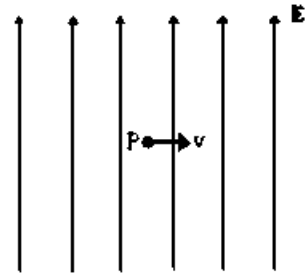
Similarly, if we put an object with a charge of 1 C at a location that has an electric potential of 40 V, that object would have 40 J of potential energy due to the electric field.

Gravitational Potential Energy	Electric Potential
<small>mass 1 kg</small>  — 40 $\frac{\text{J}}{\text{kg}}$	<small>charge 1 C</small>  — 40 $\frac{\text{J}}{\text{C}} = 40 \text{ V}$
— 20 $\frac{\text{J}}{\text{kg}}$	— 20 $\frac{\text{J}}{\text{C}} = 20 \text{ V}$
— 0 $\frac{\text{J}}{\text{kg}}$	— 0 $\frac{\text{J}}{\text{C}} = 0 \text{ V}$
$\frac{U_g}{m} = \vec{g} \cdot \vec{h}$	$V = \frac{W}{q} = \vec{E} \cdot \vec{d}$
gravitational potential energy per unit of mass	electric potential (already per unit of charge)

Use this space for summary and/or additional notes:

Sample Problem:

Q: A proton has a velocity of $1 \times 10^5 \frac{m}{s}$ when it is at point P in a uniform electric field that has an intensity of $1 \times 10^4 \frac{N}{C}$. Calculate the force (magnitude and direction) on the proton and sketch its path.

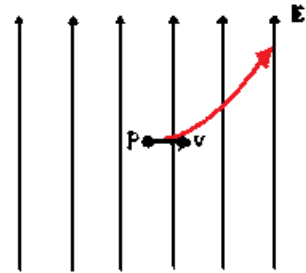


A: The force on the proton is given by:

$$\vec{F}_e = q\vec{E} = (1.6 \times 10^{-19})(1 \times 10^4) = 1.6 \times 10^{-15} \text{ N}$$

The direction of the force is the same direction as the electric field, which in this problem is upwards.

An upward force causes acceleration upwards. Because the proton starts with a velocity only to the right, upward acceleration means that its velocity will have a continuously increasing vertical component.



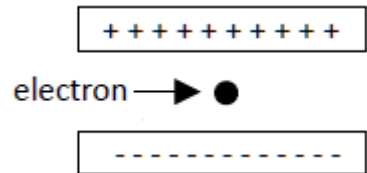
Use this space for summary and/or additional notes:

Homework Problems

1. **(M)** Sketch the electric field in all directions around each of the following charged particles. (Assume that each particle has the same amount of charge.)



2. **(M)** An electron is placed exactly halfway between two charged parallel plates, as shown in the diagram at the right. The electric field strength between the plates is $4.8 \times 10^{-11} \frac{N}{C}$.



- Sketch field lines to represent the electric field between the plates.
- Which direction does the electron move?
- As the electron moves, does the force acting on it increase, decrease, or remain the same?
- What is the net force on the electron?

Answer: $-7.68 \times 10^{-30} \text{ N}$

(Negative means the opposite direction of the electric field.)

Use this space for summary and/or additional notes: